





JADE ENGINEERING PRODUCT


LITTLE JEM - GB

DESIGNED TO MACHINE END FORMS IN DECORATIVE / GEORGIAN BARS
FOR FITTING TO PVCU WINDOW FRAMES



	Unit 70 Bayton Road Industrial Estate Exhall Coventry CV7 9EJ T +44 (0)24 7636 5336 F +44 (0)24 7664 4308 www.jade-eng.co.uk sales@jade-eng.co.uk	 A QUALITY BRITISH PRODUCT
		DEALER ENQUIRIES WELCOME

DESIGNED TO MACHINE END FORMS IN DECORATIVE / GEORGIAN BARS
FOR EACH FITTING TO PVCU WINDOW FRAMES



- Provides a fast, consistent and easy to use solution
- Factory set to suit your individual requirements
- Stand optional
- Fully guarded
- Cuts one bar at a time
- Especially suitable for shaped and decorative window bars
- Promotes ease of assembly of bars
- Minimises the effect of profile variation
- 4 bar version are also available on request
- Avoids the risk of unsightly joints
- Three tier fixture to allow the following as standard
 - A: Georgian bar to Georgain bar
 - B: Georgian bar to Window frame
 - C: Georgian bar to Window bead



A: Bar to Bar

B: Bar to Frame

C: Bar to Bead

DIMENSIONS:

Width: 650mm
Depth: 500mm
Height: 450mm
Weight: 35kgs

MACHINE DATA:

Electrical connection: 3 phase & earth (380\420V) – can be supplied single phase on request.
Air connection: 1/4 bsp. 6 bar