



JADE ENGINEERING PRODUCT

## SITE MILLER RANGE

EXCELLENT PORTABLE MANUAL MILLING MACHINE RANGE  
TO ALLOW EASY ON SITE AND FACTORY FITTING

**Jade**  
engineering




Unit 70 Bayton Road Industrial Estate Exhall Coventry CV7 9EJ  
T +44 (0)24 7636 5336  
F +44 (0)24 7664 4308  
[www.jade-eng.co.uk](http://www.jade-eng.co.uk)  
[sales@jade-eng.co.uk](mailto:sales@jade-eng.co.uk)



A QUALITY  
BRITISH PRODUCT

DEALER ENQUIRIES WELCOME

EXCELLENT PORTABLE MANUAL MILLING MACHINE RANGE  
TO ALLOW EASY ON SITE AND FACTORY FITTING



## SM1 - GEORGIAN BAR SITE MILLER

Excellent portable manual milling machine to allow easy on site fitting of Georgian bars to PVC windows

- Lightweight and portable for easy on site application
- Three tier quick release fixture to allow
  - A: Georgian bar to Georgian bar
  - B: Georgian bar to window bead
  - C: Georgian bar to window frame
- Factory set to your specified requirements
- Creates repeatable aesthetically pleasing joints

## SM2 - OVERSCRIBE BEAD SITE MILLER

Excellent portable manual milling machine to allow problem free overscribing of window bead joint on site

- Lightweight and portable for easy on site application
- Two tier quick release fixture to allow two beads to be cut at once
- Factory set to your specified requirements
- Creates repeatable aesthetically pleasing joints

## SM3 - REVERSE BUTT SITE MILLER

Excellent portable manual milling machine for cleaning of unsightly butt welded transom joints

- Light weight for easy of factory use
- Factory set to suit your requirements
- Especially suitable for shaped/decorative profiles
- Manual feed and clamping

SECTION A-A  
SCALE 1 : 2

### DIMENSIONS:

Width: 200mm  
Depth: 161mm  
Height: 300mm  
Weight: 8.5Kg

### MACHINE DATA:

Electrical connection: 110V single phase - for on site work  
using a transformer 240V - factory use